

# Tiger Class Home Learning – Green Group

## Mathematics

- 5 minutes counting practice – count in 1s, 2s, 5s or 10s
- 10 minutes number bonds to 10 practice – use one of the games you played in class.
- 15 minutes number of the day – see attached template, but this can be recorded in a book. Choose a different number up to 20 each day.
- 10 minutes addition and subtraction practice – see attached ideas for levels of questions. Ask a grown up to help write you some questions. You can use concrete equipment to help you answer the questions and/or draw a picture before writing your number answer down.
- Practise the days of the week, months of the year and seasons in order – all day, every day until you are confident. Do you know what day or month comes before and after each one? Do you know special dates within the year?
- My Maths – please contact us if you need your child's login details.

## Phonics

- 5 minutes revision of the sounds – see attached list of graphemes (letters) the children are learning. Can you say the sounds to all these sounds as quickly as possible? See below to access our usual games on [www.phonicsplay.co.uk](http://www.phonicsplay.co.uk)
- Practise reading and writing your 'tricky words'.
- Use your phonics cards (nonsense and real words) – Draw on the sound buttons and practise reading the words. Look out for digraphs, trigraphs and split digraphs!
- Continue to write a sentence a day in your 'Sensational Sentences' book using words containing the graphemes and tricky words you have been taught.

## Reading

- 10 minutes - Read a phonically decodable book (your school scheme book). Once fluent in reading, try adding expression then talk about what happened in the book and why. Don't forget you can find books on Bug Club too! [www.activelearnprimary.co.uk](http://www.activelearnprimary.co.uk)
- 25 minutes – Share a story with a grown up. Complete one of the reading activities after sharing and talking about the story.

## English – 45-60mins total

- Handwriting practice – choose a letter family to practise writing (see attached sheet)
- Use the daily picture prompts on <http://www.pobble365.com/> to create a piece of writing.
- Read your work and edit – check it makes sense, improve it with more interesting vocabulary.
- Publish your work, thinking carefully about handwriting and presentation.

## Project – Castles

- Look out on the class page of the website for ideas and suggestions.

MAKE SURE YOU GET PLENTY OF FRESH AIR, EXERCISE AND RELAXATION TIME - <https://www.thebodycoach.com/blog/pe-with-joe-1254.html>



## Coronavirus Update

In response to the ongoing situation, we have decided to make PhonicsPlay free to use during this period. Children can use the site at home without their parents needing to subscribe. To access our resources all you need to do is log on using the following details

**Username: march20 Password: home**

We are currently very close to completing a new version of the PhonicsPlay site that is accessible on all phones and tablets. We will therefore also ensure that it is possible for users to freely access this new version of the site (with apologies in advance for any areas of the site that are not yet fully finished or double checked). The site can be accessed here: [new.phonicsplay.co.uk](http://new.phonicsplay.co.uk).


Our aim to ensure that existing subscribers aren't disadvantaged and will seek to make sure that after the school closures are over and the site returns to normal, that existing subscribers have additional time added to their subscription.

If you haven't already discovered [www.phonicsplaycomics.co.uk](http://www.phonicsplaycomics.co.uk) you may also find these free decodable comics useful at a time when you can't physically exchange your children's decodable reading books.

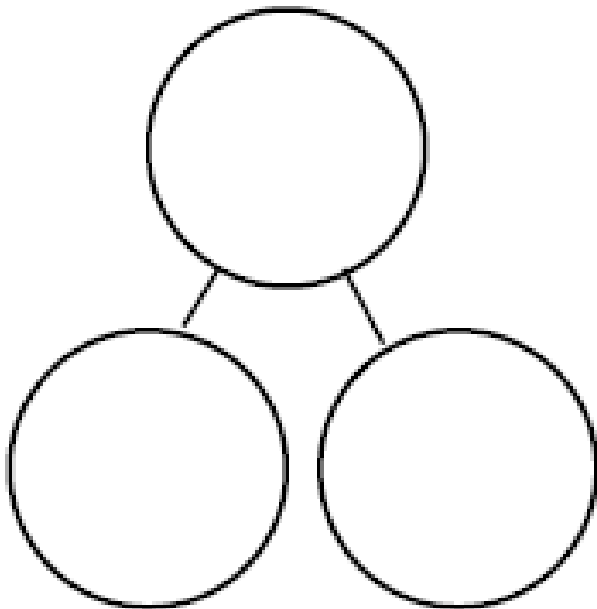
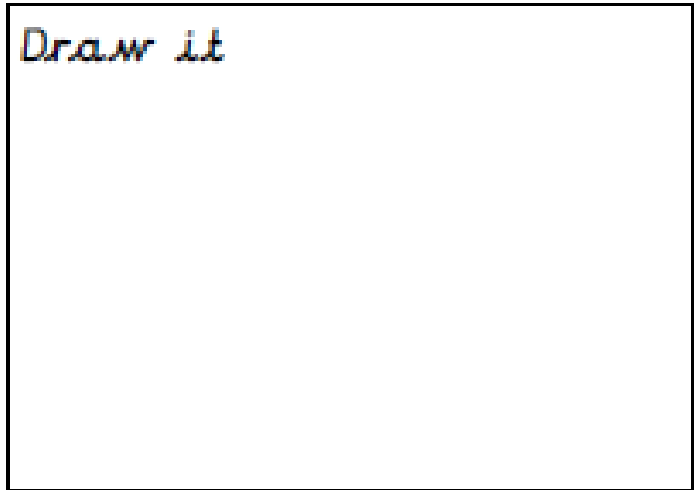
We wish you good health and all the very best at this stressful time.



# Number of the Day




Draw it




Odd or even?

Write in words...



Tell me more...



## Calculation Question Examples

### Subtraction Number Bonds Challenges

#### Challenge 1

$10 - 5 =$	$10 - 7 =$	$6 - 1 =$
$8 - 1 =$	$6 - 4 =$	$10 - 2 =$
$6 - 3 =$	$5 - 2 =$	$8 - 5 =$
$9 - 5 =$	$9 - 4 =$	$5 - 5 =$
$5 - 1 =$	$10 - 3 =$	$6 - 2 =$
$7 - 3 =$	$8 - 2 =$	$9 - 6 =$
$9 - 8 =$	$10 - 1 =$	$10 - 8 =$
$10 - 6 =$	$7 - 6 =$	$8 - 3 =$
$5 - 3 =$	$10 - 10 =$	$9 - 1 =$
$8 - 6 =$	$9 - 2 =$	$5 - 0 =$
$6 - 3 =$	$7 - 1 =$	$10 - 4 =$
$10 - 0 =$	$5 - 4 =$	$7 - 2 =$
$7 - 4 =$	$8 - 4 =$	
$10 - 9 =$	$9 - 3 =$	

### Number Bonds Challenges

#### Number Bonds Challenge 3

$10 + 10 =$	$12 + 8 =$	$16 + 4 =$
$5 + 15 =$	$9 + 10 =$	$3 + 17 =$
$0 + 20 =$	$7 + 13 =$	$12 + 7 =$
$9 + 10 =$	$19 + 1 =$	$4 + 15 =$
$4 + 16 =$	$6 + 13 =$	$11 + 9 =$
$18 + 2 =$	$2 + 18 =$	$2 + 17 =$
$1 + 18 =$	$13 + 6 =$	$10 + 9 =$
$14 + 6 =$	$20 + 0 =$	$8 + 12 =$
$11 + 8 =$	$15 + 4 =$	$17 + 3 =$
$7 + 12 =$	$13 + 7 =$	$5 + 14 =$
$6 + 14 =$	$14 + 5 =$	$16 + 3 =$
$8 + 11 =$	$18 + 2 =$	$1 + 19 =$
$3 + 16 =$	$9 + 11 =$	
$10 + 10 =$	$15 + 5 =$	

s

a

t

p

i

n

m

d

g

o

c

k

ck

e

u

r

h

b

f

ff

l

ll

ss

j

v

w

x

y

z

zz

qu

ch

sh

th

ng

ai

ee

igh

oa

oo

ar

or

ur

ow

oi

ear

air

ure

er

ay

ou

ie

ea

oy

ir

ue

aw

wh

ph

ew

oe

au

ey

a\_e

e\_e

i\_e

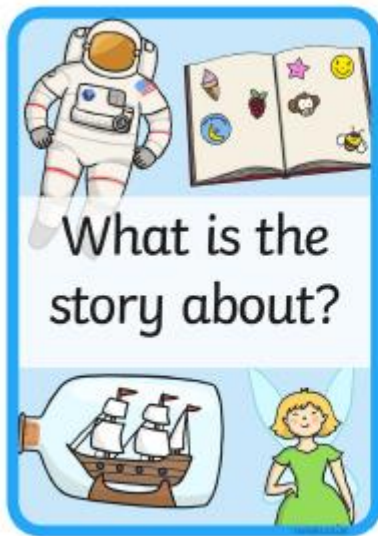
o\_e

u\_e



## Reading Activities

– Use these as a starting point for discussion or to help you write a book review.



## Handwriting Letter Families

### Letter Family Overview

Curly Caterpillar Letters  
c a o q g d e s f

Ladder Letters  
l i j t u y

One Armed Robot Letters  
r m n h b k p

Zigzag Letters  
v w x z

Capital Letters  
ABCDEFGHIJKLMNOPQRSTUVWXYZ

## **Project Resources**

Coming soon on the school website!

